



Improving second-pass permeate quality using thin film nanocomposite (TFN) membranes

Mike B. Dixon*, David Kim-Hak

NanoH2O, Inc, 750 Lairport Street, El Segundo, CA 90245, USA, Tel. +1 424 218 4044, Tel. +1 424 225 0995; email: mdixon@nanoh2o.com (M.B. Dixon), Tel. +1 424 218 4044; email: dkim-hak@nanoh2o.com (D. Kim-Hak)

Received 7 March 2014; Accepted 16 June 2014

ABSTRACT

Since the initial development of thin film nanocomposite (TFN) reverse osmosis membranes, a concerted effort has been made to optimize performance in first-pass seawater applications in order to lower energy usage. As the potential for greater energy savings can be harder to achieve in brackish water (BW) and second-pass seawater applications, increased membrane rejection is an attractive goal for many BW plants. A pilot plant was identified in Israel utilizing ground water with total dissolved solids of 2,900 ppm that suited an experiment to demonstrate the potential for TFN membranes to provide better salt rejection at the same projected feed pressures as standard Thin Film Composite (TFC) BW membranes. The pilot was undertaken using TFN membranes (400 square foot elements) in Stage 2 of the Lahat BW desalination facility. Eight (8) elements were loaded in a single pressure vessel. Feed water was taken from the concentrate of the plant's Stage 1 train and had an average conductivity of 5,864 $\mu\text{S}/\text{cm}$. Average feed temperature was 26.8°C, feed pH was 7.6, and feed pressure was 12.2 bar. The pilot's recovery was 63%. After collecting two months of operating data on a daily basis, the operation of the pilot and, in particular, the permeate quality proved to be stable. Daily data was normalized to element test conditions: 2,000 ppm NaCl, 225 psi, 25°C, 15% recovery, and pH 8. This normalization showed a stable element flux performance of 10,700 GPD (40.5 m³/d) and 99.75% rejection. The flux data obtained compares well with TFC membranes. However, the element rejection is up to 0.25% higher than average TFC elements, based on published specifications from membrane manufacturers. TFN technology is demonstrating the potential to enhance the performance of TFC elements which are applied to BW projects. This study found that TFN membranes deliver higher rejection than standard TFC elements in BW situations.

Keywords: Membrane desalination; Thin-film nanocomposite; Highest salt rejection; Brackish water desalination

*Corresponding author.

Presented at the Conference on Desalination for the Environment: Clean Water and Energy 11–15 May 2014, Limassol, Cyprus

1. Introduction

Thin-Film Nanocomposite (TFN) membrane technology has become a proven technology for improved flux and rejection in seawater desalination applications, leading to reductions in energy consumption and increases in plant productivity. However, TFN technology was originally conceived not as a means to alter flux/rejection, but rather as a method to change surface properties related to fouling. Further, the change in these surface properties was originally demonstrated in brackish water reverse osmosis (BWRO) membranes, not in seawater reverse osmosis (SWRO) membranes. In the original paper describing TFN RO membranes and the inclusion of zeolite Linde Type A (LTA), nanoparticles were found to increase hydrophilicity, increase the negative surface charge, decrease surface roughness, and increase permeability [1].

Although the initial commercial introduction of TFN technology has occurred through the SWRO membrane product line, work has continued on the extension of this technology to other water types; specifically brackish water, industrial effluent and process streams, waste water, ground, and well water. This paper presents data showing how the application of TFN RO membrane technology can lead to improvements in the flux and rejection and stability of low pressure RO membranes. The qualification of the TFN membrane under low pressure applications occurred in two phases:

- Third party BWRO test under standard conditions.
- Pilot test at a commercial plant under actual BWRO conditions.

2. Third party independent testing

2.1. Method

Avista Technologies was contracted to conduct the BWRO testing on 8-inch elements rolled with NanoH₂O TFN membranes. Five elements were sent to Avista's facility in San Marcos, CA and each of them was subject to the following testing conditions for 1 h:

- 2,000 ppm of NaCl.
- 225 psi (15.5 bar) of feed pressure.
- 15% recovery.
- pH 8.
- 25°C.

As a control, a competitor's BWRO Thin Film Composite (TFC) element was selected with data-sheet performance of 10,500 gpd (39.7 m³/d) and 99.5% salt rejection at the testing conditions described above.

2.2. Results

The results of the Avista tests are tabulated in Table 1.

The measured element fluxes of the TFN elements are consistent with an average value of 10,416 gpd (39.4 m³/d) and a standard deviation of 365 gpd (1.4 m³/d). The average rejection is 99.75%. The control element performed at a lower salt rejection (99.38% vs. 99.5%) and higher flux [11,264 gpd (42.6 m³/d) vs. 10,500 gpd (39.7 m³/d)] than the data-sheet performance.

Based on the test results, the TFN elements provide one of the highest available element salt rejection specifications of 99.75%, when compared to other BWRO TFC elements. The flux specification of TFN elements also compares well with that of the TFC membranes.

Table 1
Avista test element test results

NanoH ₂ O element	Element flow (gpd)	Element flow (m ³ /d)	Rejection (%)
TFN element #1	10,068	38.1	99.82
TFN element #2	10,129	38.3	99.74
TFN element #3	10,864	41.1	99.75
TFN element #4	10,887	41.2	99.60
TFN element #5	10,270	38.9	99.81
Average	10,416	39.4	99.75
Standard deviation	365	1.4	0.079
Competitor element*	11,264	42.6	99.38

*Data sheet specifications: 10,500 gpd (39.7 m³/d), 99.5%.

3. Pilot testing at Lahat station, Israel

3.1. Method

A pilot plant was identified at the Lahat station, located in Israel where an existing commercial plant treats ground water with total dissolved solids (TDS) of 2,900 ppm. The treatment process consists of a 5-micron cartridge-filter followed by a double-stage RO system.

Fig. 1 depicts the treatment process scheme at Lahat Station. The raw water was pumped from the well and dosed with antiscalant. In the case of the feed water pH being higher than 7.4, acidification by HCl injection was applied to lower the pH to 7.2. Dosed feed water was then filtered through 5-micron cartridge filters to remove any suspended solids. The high pressure pump, controlled by a variable frequency drive (VFD), fed the RO first stage (1S) and

the 1S brine was delivered to the second stage (2S) by an inter-stage booster pump, also controlled by VFD.

A single eight-element long pressure vessel served as the pilot unit discussed in this study. It shares the same feed as 2S as depicted in Fig. 1. A full set of instrumentation around the pilot pressure vessel allows flows, pressures and conductivities measurements.

3.2. Results

The NanoH₂O TFN elements were loaded into the pilot unit on 26 May, 2013 and ran continuously for 50 d. The operators recorded one set of measurements on a daily basis.

The operating conditions at the startup are presented in Table 2.

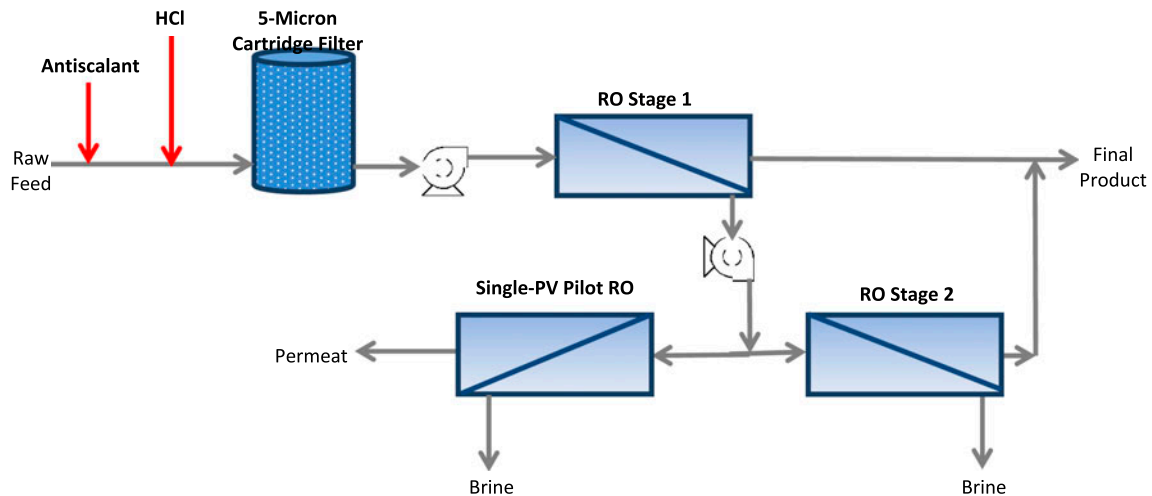


Fig. 1. Lahat station process.

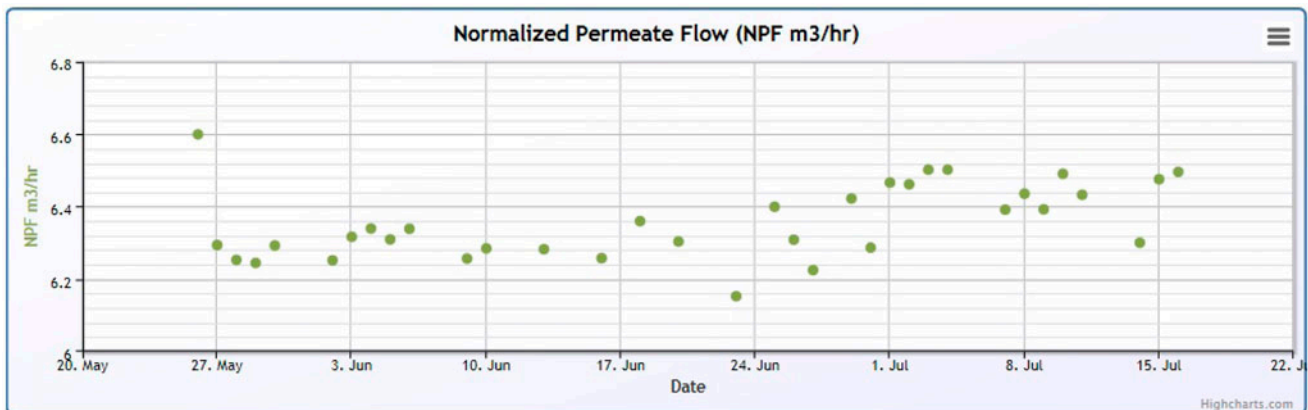


Fig. 2. Normalized permeate flow.

Figs. 2 and 3 show the normalized data collected on the pilot unit: the normalized permeate flow and salt passage of the pilot pressure vessel. Normalization was undertaken using the ASTM D4516 method [2].

Table 2
Startup operating conditions

Temperature (°C)	Feed	26.4
Flow (m ³ /h)	Feed	10.5
	Brine	3.9
	Permeate	6.6
		63%
Syst. recovery		22.2
Syst. flux (LMH)		11.95
Pressure (bar)	Feed	10.66
	Brine	0
	Permeate	5,790
Conductivity (S/cm)	Feed	12,221
	Brine	52
	Permeate	

The normalized permeate flow was stable and fluctuated between 6.2 and 6.5 m³/h. The normalized salt passage is consistent at about 0.925%; this represents a system rejection of 99.075%.

On 6 June, samples of the feed, brine, and permeate were collected for analysis (see Table 3). The feed salinity measured at 5,900 μS/cm at 26.7°C converts to a TDS of 3,600 ppm. The conversion factor between conductivity and TDS is then 0.61. The permeate TDS is approximately 25 ppm.

The calculation of the system rejection through mass balance is [3]:

$$\begin{aligned} \text{Rejection} &= (1 - C_p/C_f) \times 100\% \\ &= 99.3\% \end{aligned}$$

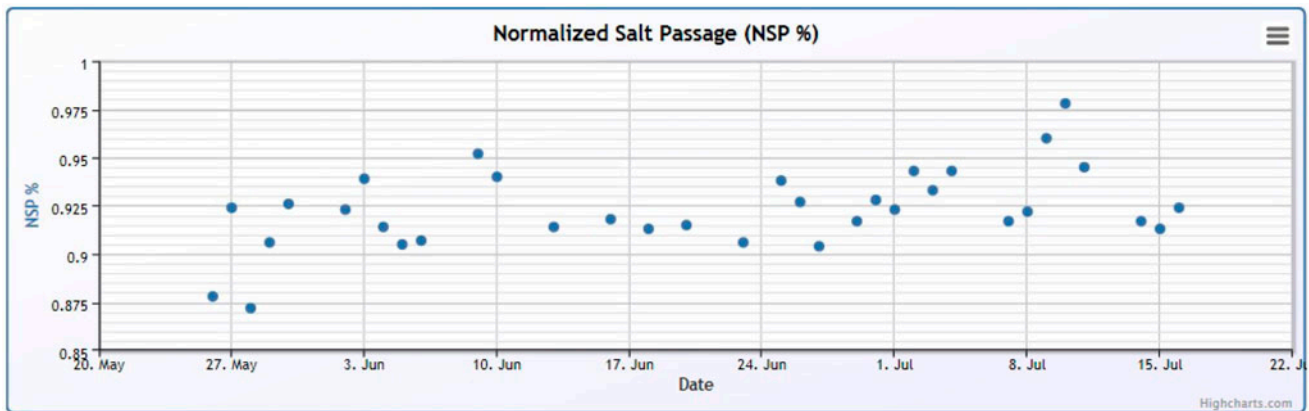


Fig. 3. Normalized salt passage.

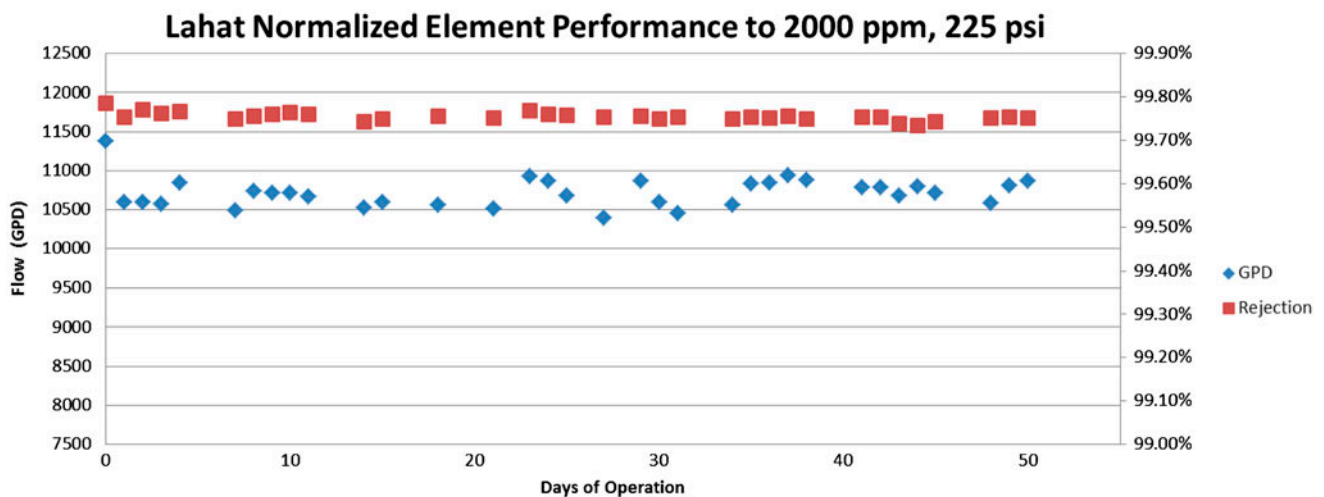


Fig. 4. Normalized element performance.

Table 3
Water analysis on 6 June, 2013

Parameter	Units	RO feed water	Permeate	Brine
Alkalinity	mg/l	678.0	–	–
Bicarbonate	mg/l	830.0	–	–
Barium	mg/l	0.2	–	–
Calcium	mg/l	149.0	–	–
Chloride	mg/l	1,460.0	11.0	3,774.0
Fluoride	mg/l	3.5	–	–
Potassium	mg/l	10.4	–	–
Magnesium	mg/l	150.0	–	–
Nitrate	mg/l	97.0	–	–
Sodium	mg/l	921.0	–	–
Silica	mg/l	64.0	–	–
Sulfate	mg/l	210.0	–	–
Strontium	mg/l	4.0	–	–
TDS	mg/l	3,600.0	~25	–
EC	µS/cm	5,900.0	56.0	13,860.0
Temp	°C	26.7	26.4	26.5
pH	–	7.6	5.5	7.7

This system rejection value is greater than the one obtained from normalization of the salt passage (99.3% vs. 99.075%). The rejection calculated from mass balance is more accurate as it relies on actual measured concentration of TDS while the one calculated in the normalization used an equation model to convert conductivity to TDS.

Daily operating data was used to normalize the data into an average element performance at 2,000 ppm and 225 psi (15.5 bar) by calculating the element A and B values.

Fig. 4 shows the trend of the average element performance throughout the pilot test run. The element performance was stable at about 10,700 gpd (40.5 m³/d) and 99.75% salt rejection. Those values agree with the results obtained in the third-party independent test undertaken by Avista during their BWRO test.

4. Conclusion

The third party independent test undertaken at Avista at standard BWRO test conditions demonstrates the TFN elements performs consistently at about 10,500 gpd (39.7 m³/d) and 99.75% rejection.

The pilot test under field BWRO conditions at Lahat Station, Israel, validates the performance data obtained by Avista as the TFN elements performed to similar flux and rejection capabilities. The normalization of the data collected also shows the stability of the system performance over the pilot test period.

With specifications of 10,500 gpd (39.7 m³/d) and 99.75% rejection under the standard BWRO test conditions [2,000 ppm NaCl, 225 psi (15.5 bar), 15% recovery, 25°C, pH 8], the TFN element has one of the highest salt rejections among BWRO elements available in the market while maintaining a high flux.

References

- [1] B.-H. Jeong, M.V. Eric Hoek, Y. Yan, A. Subramani, X. Huang, G. Hurwitz, K. Asim Ghoshm Anna Jawor, Interfacial polymerization of thin film nanocomposites: A new concept for reverse osmosis membranes, *J. Membr. Sci.* 294 (2007).
- [2] ASTM D4516, Standard Practice for Standardizing Reverse Osmosis Performance Data, ASTM, vol. 11.02.
- [3] N. Voutchkov, 2013, *Desalination Engineering Planning and Design*, McGraw-Hill.